


# ProKure®

## ClO<sub>2</sub> Technology

# Protect Your Grow



## ProKure® V


EPA  
Registered



**LIQUID**

**Water-Activated**

**Kills mold and mildew**  
**Suitable for use with plants in the room**  
**Controls spoilage microorganisms on raw agricultural commodities (RACs)**



## ProKure® G

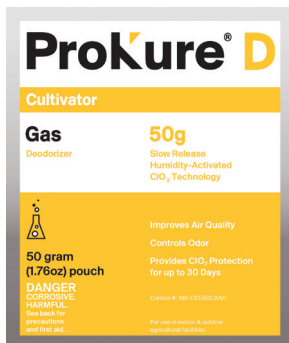

EPA  
Registered



**FAST RELEASE GAS**

**Water-Activated**

**Controls odor-causing bacteria, mold and mildew**  
**Deep penetrating and patented vapor delivery system**



## ProKure® D

**EXTENDED RELEASE GAS**

**Humidity-Activated**

**Improves air quality and controls odor**  
**Provides ClO<sub>2</sub> protection for up to 30 days**



866.206.1301 • ProKureCultivator.com

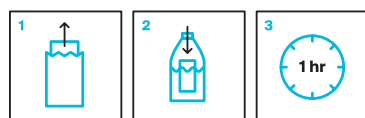
See EPA labels for full instructions and precautionary statements.

185-COL-CULT1PAGE

# Product Details

## ProKure® V

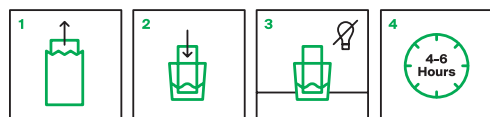
Product Category	Size	Item #	EPA Reg. #	Yields (at 100ppm)
Cultivator	3.36 ounces	185-V336C	87508-3-89334	20 gallons
	0.84 ounces	185-V084C	87508-3-89334	5 gallons
	0.17 ounces	185-V017C	87508-3-89334	1 gallon
	0.042 ounces	185-V0042C	87508-3-89334	1 quart



**Directions for Use:\*\*** Open the silver foil packet and remove the white pouch (DO NOT OPEN THE WHITE POUCH). Place the white pouch in an opaque (not clear) container filled with water. Allow pouch to activate in water for one hour to reach maximum strength.

## ProKure® G

Product Category	Size	Item #	EPA Reg. #	Coverage Area
Cultivator	25 grams	185-GF025C	87508-2-89334	2,250 cubic feet
	10 grams	185-GF010C	87508-2-89334	1,000 cubic feet

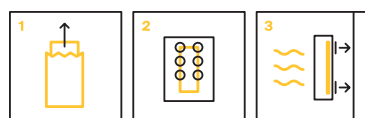


**NOTE:** PEOPLE AND PETS MUST NOT BE PRESENT IN ENCLOSED AREAS WHEN PROKURE G IS ACTIVATED.

**Directions for Use:\*\*** Open the silver foil packet and remove the white pouch (DO NOT OPEN THE WHITE POUCH). Place the end of the white pouch that has the square indentations into a plastic cup filled with 1.5" of water. Place it on a stable, level surface in a central location (and turn off the lights). Allow at least 4 to 6 hours for the system to work. (Not recommended for more than 24 hours.)

## ProKure® D

Product Category	Size	Item #	Coverage Area
Cultivator	50 grams	185-DE050C	4,000 cubic feet
	10 grams	185-DE010C	1,000 cubic feet



**Directions for Use:** Tear open this foil packet and remove the inner white pouch (DO NOT OPEN THE WHITE POUCH). Insert the white inner pouch into the clamshell. Snap the clamshell securely closed and place on a stable, level surface. You may also use the tape strips on the back of the clamshell to adhere to a wall.

\*\*IT IS A VIOLATION OF FEDERAL LAW TO USE THIS PRODUCT IN A MANNER INCONSISTENT WITH THE LABELING. READ THE ENTIRE LABEL AND USE STRICTLY IN ACCORDANCE WITH PRECAUTIONARY STATEMENTS AND USE.